



National Institutional Ranking Framework
Ministry of Education
Government of India



Welcome to Data Capturing System: COLLEGE

Institute ID: IR-C-C-21926

Institute Name: Govt. P G College, Baluwakot

Full Report

Sanctioned (Approved) Intake

Academic Year	2022-23	2021-22	2020-21	2019-20	2018-19	2017-18
UG [3 Years Program(s)]	458	505	492	---	---	---
PG [2 Years Program(s)]	37	89	---	---	---	---

Total Actual Student Strength (Program(s) Offered by Your Institution)

(All programs of all years)	No. of Male Students	No. of Female Students	Total Students	Within State (Including male & female)	Outside State (Including male & female)	Outside Country (Including male & female)	Economically Backward (Including male & female)	Socially Challenged (SC+ST+OBC Including male & female)	No. of students receiving full tuition fee reimbursement from the State and Central Government	No. of students receiving full tuition fee reimbursement from Institution Funds	No. of students receiving full tuition fee reimbursement from the Private Bodies	No. of students who are not receiving full tuition fee reimbursement
UG [3 Years Program(s)]	413	1042	1455	1455	0	0	0	1110	0	0	0	1110
PG [2 Years Program(s)]	17	109	126	126	0	0	0	108	0	0	0	108

Placement & Higher Studies

UG [3 Years Program(s)]: Placement & higher studies for previous 3 years

Academic Year	No. of first year students intake in the year	No. of first year students admitted in the year	Academic Year	No. of students graduating in minimum stipulated time	No. of students placed	Median salary of placed graduates (Amount in Rs.)	No. of students selected for Higher Studies
(2018-19)	313	245	(2020-21)	141	5	384000 (three lakhs eighty four thousand)	0
(2019-20)	247	247	(2021-22)	141	4	384000 (three lakhs eighty four thousand)	0
(2020-21)	492	253	(2022-23)	126	7	384000 (three lakhs eighty four thousand)	0

PG [2 Years Program(s)]: Placement & higher studies for previous 3 years

Academic Year	No. of first year students intake in the year	No. of first year students admitted in the year	Academic Year	No. of students graduating in minimum stipulated time	No. of students placed	Median salary of placed graduates (Amount in Rs.)	No. of students selected for Higher Studies
(2019-20)	60	27	(2020-21)	25	0	0 (Zero)	0
(2020-21)	61	54	(2021-22)	54	0	0 (Zero)	0
(2021-22)	89	35	(2022-23)	20	0	0 (Zero)	0

Financial Resources: Utilised Amount for the Capital & Operational expenditure for previous 3 years

Financial Year	2022-23	2021-22	2020-21
	Utilised Amount	Utilised Amount	Utilised Amount
Annual Capital Expenditure on Academic Activities and Resources (excluding expenditure on buildings)			
Library	40000 (forty thousand)	40000 (forty thousand)	19976 (nineteen thousand nine hundred seventy six)
New Equipment for Laboratories	0 (zero)	0 (zero)	0 (zero)
Other expenditure on creation of Capital Assets (excluding expenditure on Land and Building)	0 (zero)	0 (zero)	0 (zero)
Annual Operational Expenditure			
Salaries (Teaching and Non Teaching staff)	17026361 (one crore seventy lakhs twenty six thousand three hundred sixty one)	12434554 (one crore twenty four lakhs thirty four thousand five hundred fifty four)	15156790 (one crore fifty one lakhs fifty six thousand seven hundred ninety)



Financial Year	2022-23	2021-22	2020-21
	Utilised Amount	Utilised Amount	Utilised Amount
Maintenance of Academic Infrastructure or consumables and other running expenditures (excluding maintenance of hostels and allied services, rent of the building, depreciation cost, etc)	29736 (twenty nine thousand seven hundred thirty six)	39943 (thirty nine thousand nine hundred forty three)	29972 (twenty nine thousand nine hundred seventy two)
Seminars / Conferences / Workshops etc.	0 (zero)	0 (zero)	0 (zero)

NAAC Accreditation

1. Does your institute have a valid NAAC Accreditation?

PCS Facilities: Facilities of physically challenged students

1. Do your institution buildings have Lifts/Ramps?	Yes, less than 40% of the buildings
2. Do your institution have provision for walking aids, including wheelchairs and transportation from one building to another for handicapped students?	No
3. Do your institution buildings have specially designed toilets for handicapped students?	Yes, more than 40% of the buildings

Faculty Details


Srno	Name	Age	Designation	Gender	Qualification	Experience (In Months)	Currently working with institution?	Joining Date	Leaving Date	Association type
------	------	-----	-------------	--------	---------------	------------------------	-------------------------------------	--------------	--------------	------------------


67


1	dr atul chand	48	Assistant Professor	Male	Ph.D	320 129	Yes	18-03-2013	---	Regular
2	dr navin kumar	39	Assistant Professor	Male	Ph.D	228 84	Yes	02-01-2017	---	Regular
3	chandra nabiyal	32	Assistant Professor	Female	M.A	72 41	Yes	02-07-2020	---	Regular
4	dr rahul kumar tiwari	29	Assistant Professor	Male	Ph.D	72 41	Yes	06-07-2020	---	Regular
5	dr jagat singh kathayat	52	Assistant Professor	Male	Ph.D	120 84	Yes	23-07-2016	Transferred June-2023	Regular
6	poornima vishwakarma	33	Assistant Professor	Female	M.Sc.	58 40	Yes	06-08-2020	---	Regular
7	yikesh singh	31	Assistant Professor	Male	M.A. (Economics)	56 33	Yes	04-03-2021	---	Regular
8	dr sandeep kumar	37	Assistant Professor	Male	Ph.D	54 33	Yes	22-03-2021	---	Regular
9	nakshtra pathak	28	Other	Male	M.A	26 18	Yes	15-06-2022	---	Visiting
10	dr kulveer singh rana	35	Other	Male	Ph.D	26 18	Yes	22-06-2022	---	Visiting

☒ I agree

Submit


कार्नालप प्रहारी


नोडल अधिकारी


प्रचार
राजकीय महाविद्यालय
बलुवाकोट (पिथौरागढ़)